

West Seneca West Middle School

Summer 2020 Reading List for Grade 8 accelerated (English 9)

Incoming 8th graders in accelerated English (English 9) must read *The Princess Bride* by William Goldman and **one** additional book from this list. **Do not** read the Young Reader's version – be sure to choose the original book. Students will create a body biography project (described on the back) based on a character from *The Princess Bride*, and an Instagram project based on a character from the nonfiction title the student selects (described on the next pages).


Book Title / Series Number if available	Author	Year	Genre	Lexile
REQUIRED: <i>The Princess Bride</i> * This is a story about quests — for riches, revenge, power, and true love — that is thrilling and timeless. A swordsman and a gentle giant come to the aid of Westley, a handsome farm boy, and Buttercup, a princess in dire need of rescue from the evil schemers surrounding her.	William Goldman	1974	Fantasy fiction	870
CHOOSE ONE ADDITIONAL BOOK FROM THESE TWO NON-FICTION TITLES:				
1. <i>Unbroken: A World War II Story of Survival, Resilience, and Redemption</i> # Army Air Forces bomber Lt. Louis Zamperini flew B-24s during WWII. He was taken prisoner by the Japanese after he crashed into the Pacific Ocean. Louis endured a harsh captivity and was a physical and mental wreck at the end of the war.	Laura Hillenbrand	2010	Non-Fiction	1010
2. <i>I Am Malala: The Girl who Stood up for Education and was Shot by the Taliban</i> # Malala Yousafzai, from Swat Valley, Pakistan, won the Nobel Peace Prize in 2014 at age 17. Two years earlier, she was shot in the head as she was returning from school on a bus because she supported girls' right to an education. This book describes her life and achievements.	Malala Yousafzai	2013	Non-Fiction	1000


* Indicates an e-book is available for self-checkout in the school library catalog, Destiny: <http://libraries.wscschools.org>

Indicates an audio book is available in Destiny to listen online through any device.

HOW TO LOCATE BOOKS:

- West Middle school library catalog, Destiny:**
 - <http://libraries.wscschools.org> (choose "West Middle" on right side)
 - Students may log in to the Destiny catalog using their regular school username and password to search for books. To reset your password during the summer, call the Information Technology department at 677-3832.
 - Students may check out summer books from the school library in June before school ends and return them in September. E-books and audio books may be checked out any time online in Destiny. The borrowing time is 3 weeks; then the book is automatically returned.
- Buffalo & Erie County public library catalog:**
 - <http://www.buffalolib.org> (to search for a book, choose "Library Catalog" from across the top)
 - The public library offers print, audio and e-books. Try one of the free apps that link to your public library card and are available on many different devices: Overdrive, Libby or Sora.
 - Phone numbers for local branches:
 - West Seneca, 716-674-2928
 - Orchard Park, 716-662-9851
 - Lackawanna, 716-823-0630
 - Julia Boyer Reinstein (Cheektowaga), 716-668-4991
 - Anna Reinstein (Cheektowaga), 716-892-8089
 - Go here for information about getting a library card: <http://www.buffalolib.org/content/borrower-information>
- Local book stores:**
 - Monkey See Monkey Do Bookstore, 9060 Main St., Clarence NY 14031, 716-204-8417, www.monkeysread.com
 - Dog Ears Bookstore, 688 Abbott Rd., South Buffalo NY 14220, 716-823-2665, www.dogearsbookstore.org
 - Talking Leaves Elmwood, 951 Elmwood Ave., Buffalo NY 14224, 716-884-9524, facebook.com/talkingleavesbooks
 - Barnes & Noble McKinley Mall, 3701 McKinley Parkway, Hamburg NY 14219, 716-822-0832, www.bn.com
 - Barnes & Noble Eastern Hills Mall, 4401 Transit Road, Clarence NY 14221, 716-634-1011, www.bn.com
 - Barnes & Noble Amherst, 1565 Niagara Falls Blvd., Amherst NY 14228, 716-837-7209, www.bn.com
- Online book stores:**
 - www.powells.com
 - www.amazon.com





The Body Biography

English 9

Your task: You will choose a character from *The Princess Bride* and create a visual and written portrait illustrating important aspects of your character's life. You are to create a portrait (the size of a large poster board) of your character from descriptions given in the book.

Materials Needed:

- Poster board (or the equivalent)
- Markers, crayons, or colored pencils
- Fabric, yarn, or any other materials you choose
- Construction paper

Required Elements of Your Character Body Biography:

- ✓ A review of the most significant events involving your character.
- ✓ Visual symbols representing your character or a facet of his/her life.
- ✓ The five most important quotes relating to your character. (Focus on quotes that help the reader understand the character. Which quotes REALLY show us what that character is all about?)

Please feel free to come up with your own creations to fill up your poster. The choices you make should be based on evidence from the text. In addition, you will give a presentation explaining your body biography to the class during our first week of school.

Above all, your choices should be analytical, accurate, and creative!

Remember: as long as you can support your choices with textual evidence, you cannot be wrong. Each person will choose the best way to represent the following aspects of the character symbolically:

- ❖ **The Heart:** Where should it be placed to best represent what this character loves most? What should it look like and what shape, color, pictures, or symbols should be included in it?
- ❖ **The Backbone:** This should be represented in a way that visually conveys what motivates the character most. What gives them strength?
- ❖ **The Hands:** What does the character hold in her or his hands? Items that are associated with the character either literally or figuratively should be included.
- ❖ **The Feet:** On what is the character standing? This should be a symbolic representation of the character's most fundamental beliefs about life. What does the character stand for?
- ❖ **The Background:** Students should draw some elements that suggest the character's environment, background, or predicament. (Think setting.)
- ❖ **Quotations:** Near the character's head, students should place a *minimum* of 5 direct quotations or passages from the text that sum up the character and add to an understanding of the character.

Turn your body biography in on the first day we return to school. If you have any questions, email your teacher:

- Ms. Martino (Team 8A): kmartino@wscschools.org ... Web site: <http://www.wscschools.org/Domain/992>
- Mrs. Fix (Team 8B): tfix@wscschools.org ... Web site: <http://www.wscschools.org/Domain/976>
- Mrs. Mundy (Team 8C): hmundy@wscschools.org ... Web site: <http://www.wscschools.org/Domain/984>

We will check our email as often as possible over the summer.



Instagram Nonfiction Text Summer Reading Assignment

Pretend that the main character in your nonfiction selection (*Unbroken* or *I am Malala*) had an Instagram account throughout his/her experiences. For this creative assignment, you'll create a profile page and 10+ posts to reflect content in the story and your analysis of it through pictures, comments, and hashtags.


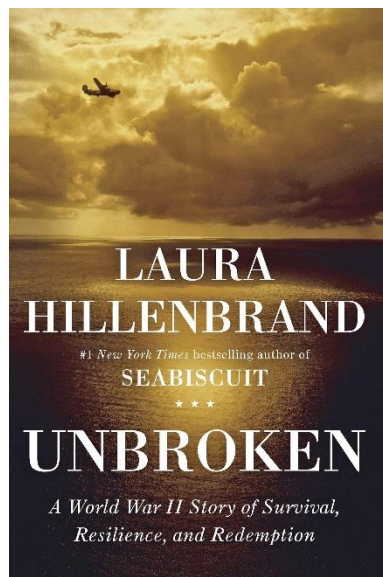
➤ FOR THE PROFILE PAGE

Complete the attached template using the directions below. There are numbers on the template that correspond to each direction.




1. Create a username that represents/ alludes to the character.
2. Design an original profile picture that represents the character. Place that over the circle in the template.
3. Decide how many posts they would have made throughout their life at the end of the story.
4. Decide how many followers he/she would have.
5. Decide how many other people he/she would be following.
6. Write his/her full name.
7. Craft a bio to summarize what makes this person who they are.

➤ FOR EACH POST

- Write the username next to the circle.
- Add a picture that represents part of the plot.
- Next to the heart icon, write the number of times the post has been liked.
- Next to the comment icon, include a caption.
 - Your captions should:
 - Summarize what's going on in the story at the time of the post.
 - Analyze the events captured in the post using hashtags for various literary elements (i.e. #setting, #theme, #conflict, #mood, #climax).
- You may add additional comments written by the character or other people, if you would like to do so by adding their usernames in bold and following those with the comment(s).
- Don't forget to post how long ago (seconds, minutes, hours, days) the post was created.



1



3

posts

4

followers

5

following

[Edit your profile](#)

6

7

